







QBE SUPPLY CHAIN RISK INDEX

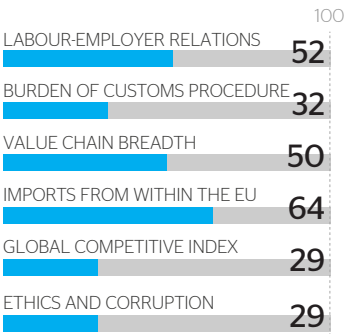
United Kingdom



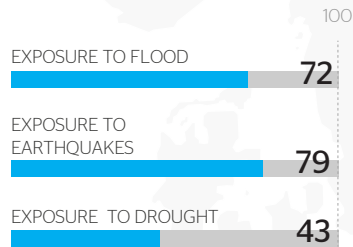
 52 ECONOMIC PILLAR	 32 INFRASTRUCTURE PILLAR	 50 CYBER PILLAR	 64 ENVIRONMENTAL PILLAR	 29 POLITICAL PILLAR	 OVERALL 44 SCORE
9 / 15	12 / 15	10 / 15	5 / 15	11 / 15	12 / 15



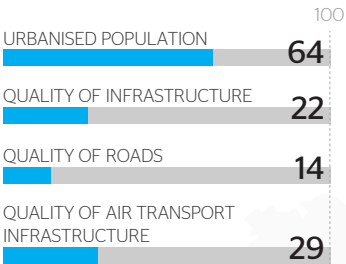
ECONOMIC PILLAR



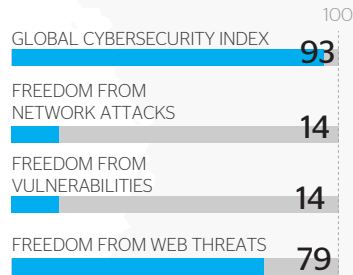
ENVIRONMENT PILLAR



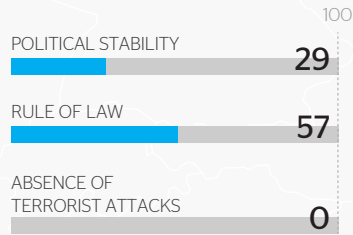
INFRASTRUCTURE PILLAR



CYBER PILLAR



POLITICAL PILLAR



The UK ranks in the bottom third (12th) of the 15 countries in the QBE Supply Chain Risk Index, partially due to poor performance in the political and infrastructure pillars.

Recent terrorist activity coupled with ongoing political uncertainty has resulted in a low political pillar score.

The UK's poor performance in the infrastructure pillar comes despite having a highly urbanised population and is a result of poor quality road and air transport.