





# QBE SUPPLY CHAIN RISK INDEX

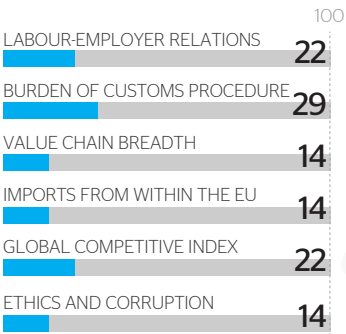
Spain

Made possible  
QBE

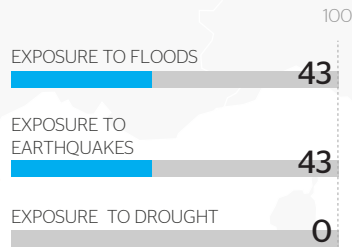
 <b>19</b> ECONOMIC PILLAR	 <b>64</b> INFRASTRUCTURE PILLAR	 <b>48</b> CYBER PILLAR	 <b>29</b> ENVIRONMENTAL PILLAR	 <b>17</b> POLITICAL PILLAR	 <b>OVERALL 38 SCORE</b>
13 / 15	4 / 15	11 / 15	15 / 15	12 / 15	13 / 15



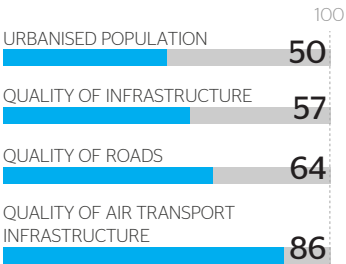
## ECONOMIC PILLAR



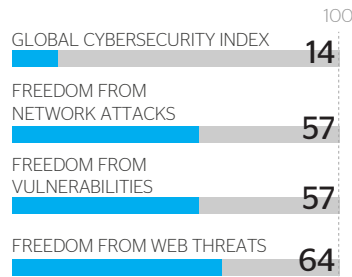
## ENVIRONMENTAL PILLAR




## INFRASTRUCTURE PILLAR



## CYBER PILLAR



## POLITICAL PILLAR



Spain ranks in the bottom third of countries despite its 4th place on the infrastructure pillar, with poor performances across most other pillars.

Spanish infrastructure is strong, with a high quality of air transport and relatively good quality roads.

Environmentally Spain is the most exposed to drought, and there are some lower risks of earthquakes and floods.