







# QBE SUPPLY CHAIN RISK INDEX

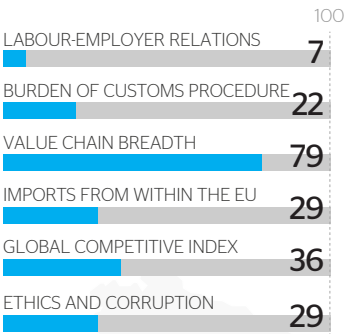
## France



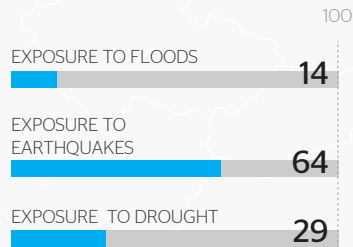
 <b>33</b> ECONOMIC PILLAR	 <b>70</b> INFRASTRUCTURE PILLAR	 <b>52</b> CYBER PILLAR	 <b>36</b> ENVIRONMENTAL PILLAR	 <b>14</b> POLITICAL PILLAR	 <b>OVERALL 46 SCORE</b>
12 / 15	3 / 15	9 / 15	12 / 15	14 / 15	10 / 15



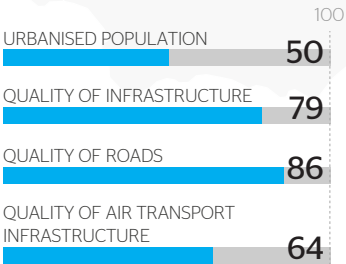
### ECONOMIC PILLAR



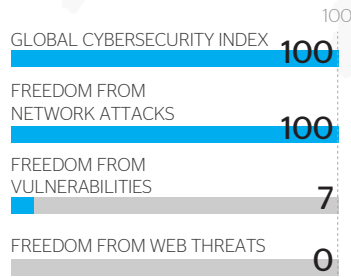
### ENVIRONMENTAL PILLAR



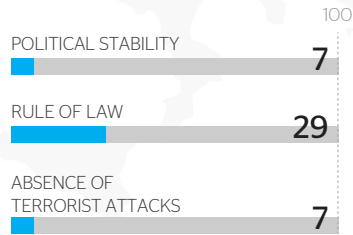
### INFRASTRUCTURE PILLAR



### CYBER PILLAR



### POLITICAL PILLAR



France ranks below average due to its weak political, economic and environmental pillars.

France ranks near the bottom due to the lack of political stability and large number of terror attempts.

However, the quality of France's infrastructure across the board is well above average.